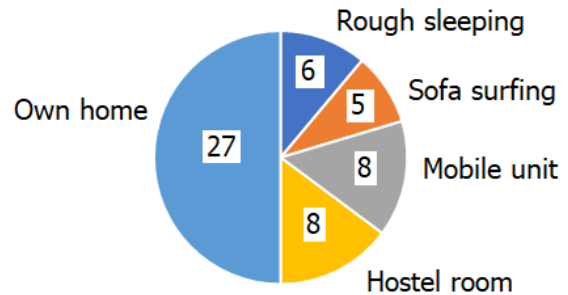


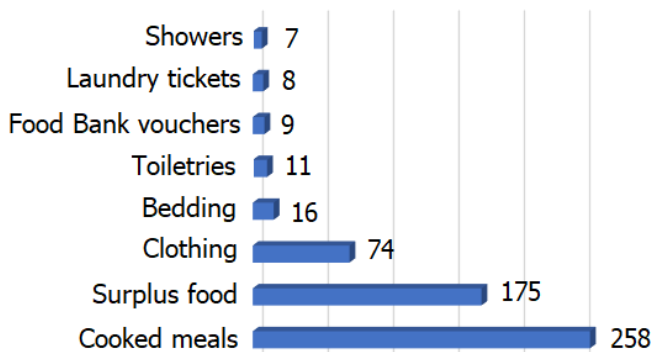
Monthly Totals:

- Sessions: **17**
- Total number of individual guests: **55**
- Ratio of Male to Female **13:7**
- Average number of guests per session: **15**
- Supported individuals **24**, actions **66**
- Times agencies contacted: **30**
- Guests receiving Level Two support: **44%**
- Urgent: **8** Progressing: **16**

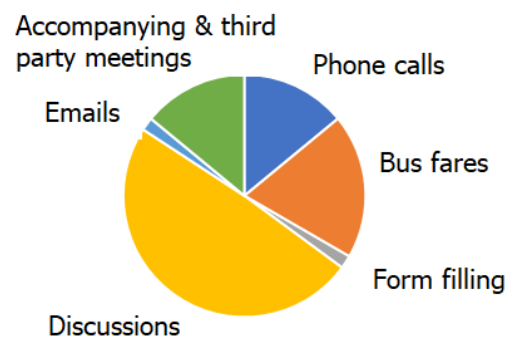
Where People Slept



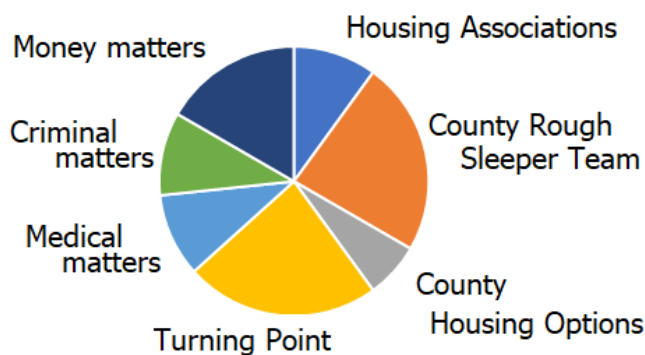
Level One Support Provided



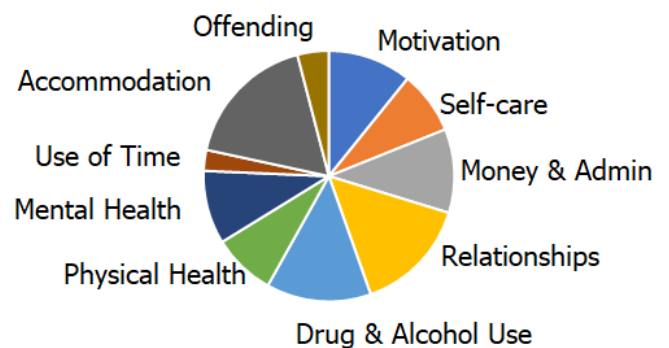
Level Two Support Provided



Agencies Contacted



Guest concerns matched to Outcome Star Points



169 Total number of different guests in 10 months (January – October 2022)